



Great Games Spirit Fingers

Show your talent spirit with these fun, Fairy-sized versions of classic mainland "foam fingers"!

Things included with kit:


Spirit Fingers

Things you need:


Scissors
Clear tape

Instructions for making the Spirit Fingers


- Step 1:** Print the Spirit Fingers on white paper, preferably using colored ink.
- Step 2:** Carefully cut out the Spirit Finger(s) of your choice using the dotted line as a guide.
- Step 3:** Fold in half along the solid line. Then cut along the Spirit Fingers using the dark outline as a guide.
- Step 4:** Tape the open edge, but leave the bottom open.
- Step 5:** Put the Spirit Finger on your own finger and show some talent pride!




Great Games Spirit Fingers



FOLD



FOLD



FOLD